

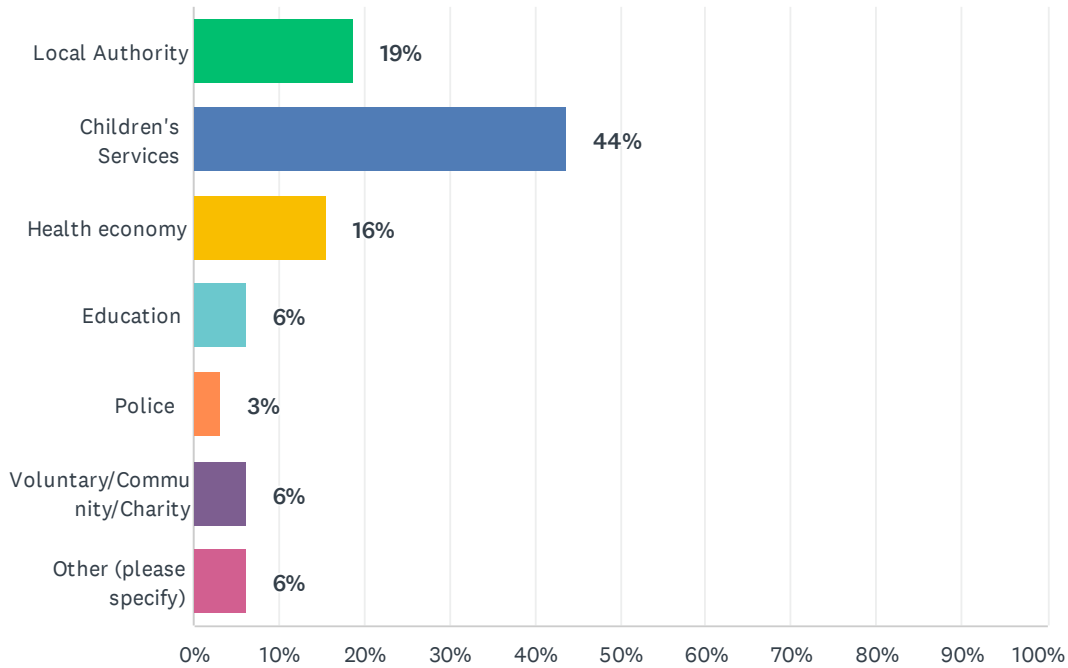
Q1 Please tell us:

Answered: 32 Skipped: 0

ANSWER CHOICES	RESPONSES	
Name	100%	32
Organisation	100%	32
Address	0%	0
Address 2	0%	0
City/Town	0%	0
State/Province	0%	0
ZIP/Postal Code	0%	0
Country	0%	0
Email Address	0%	0
Phone Number	0%	0

Q2 Please tell us which sector you work in

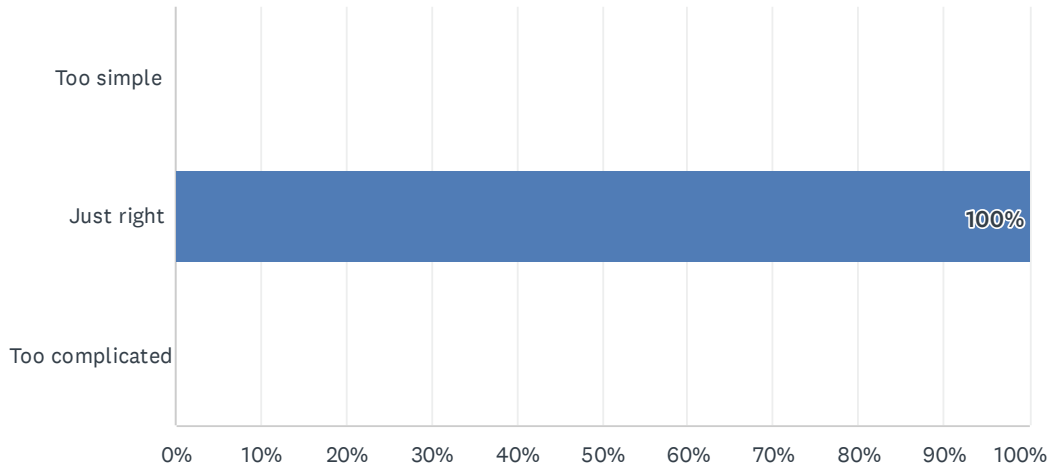
Answered: 32 Skipped: 0



ANSWER CHOICES	RESPONSES	
Local Authority	19%	6
Children's Services	44%	14
Health economy	16%	5
Education	6%	2
Police	3%	1
Voluntary/Community/Charity	6%	2
Other (please specify)	6%	2
TOTAL		32

Q3 Was the event accurately pitched at your level of knowledge and understanding?

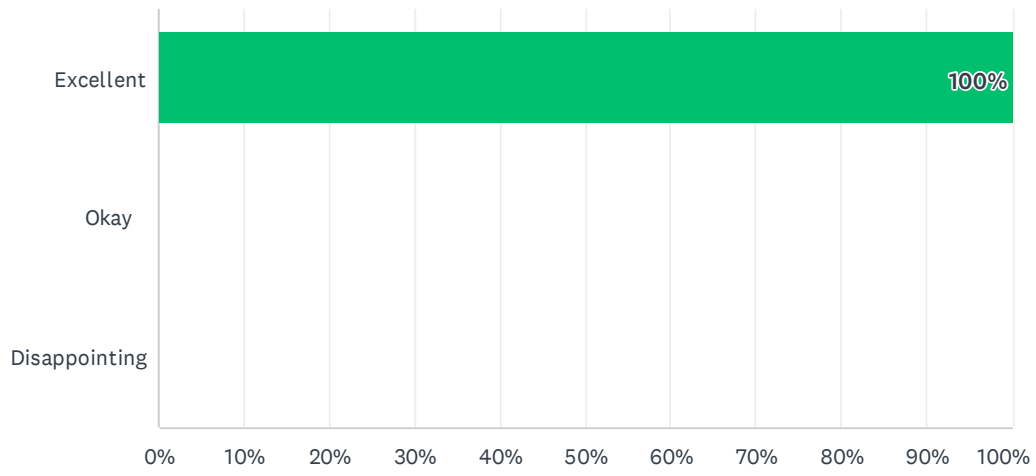
Answered: 32 Skipped: 0



ANSWER CHOICES	RESPONSES
Too simple	0% 0
Just right	100% 32
Too complicated	0% 0
TOTAL	32

Q4 How would you rate the quality of the presentations?

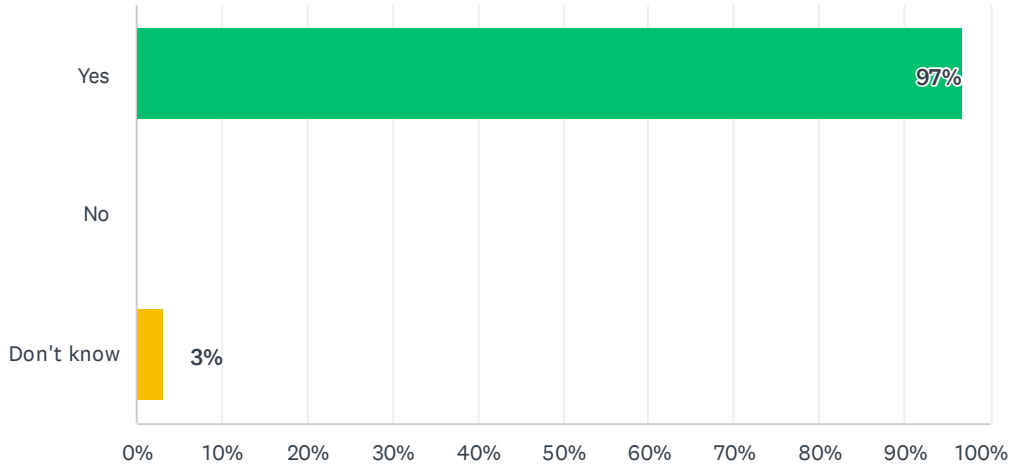
Answered: 32 Skipped: 0



ANSWER CHOICES	RESPONSES	
Excellent	100%	32
Okay	0%	0
Disappointing	0%	0
TOTAL		32

Q5 Do you think attendance at the event will improve the way you work with victims and survivors of DA and their families?

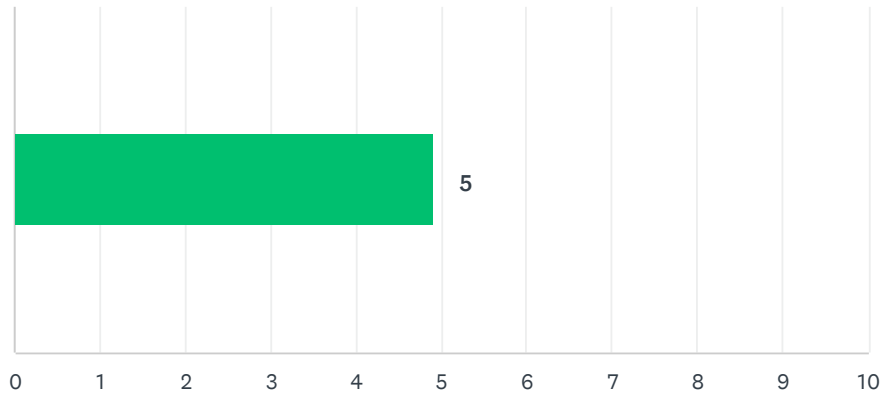
Answered: 32 Skipped: 0



ANSWER CHOICES	RESPONSES	
Yes	97%	31
No	0%	0
Don't know	3%	1
TOTAL		32

Q6 Overall, how satisfied were you with the event?

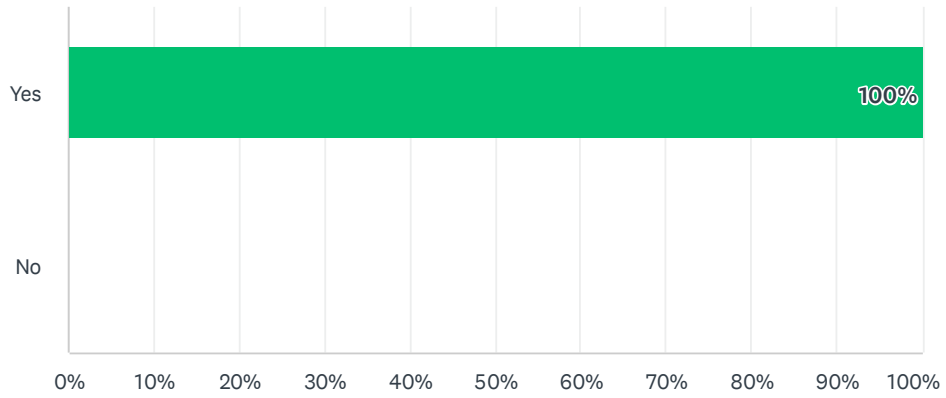
Answered: 32 Skipped: 0



ANSWER CHOICES	AVERAGE NUMBER	TOTAL NUMBER	RESPONSES
	5	157	32
Total Respondents: 32			

Q7 Would you be supportive of us holding further WCTADA events?

Answered: 32 Skipped: 0



ANSWER CHOICES	RESPONSES	
Yes	100%	32
No	0%	0
TOTAL		32

Q8 Do you have any other comments to make about the event?

Answered: 32 Skipped: 0